

JAPAN KART CUP with HDX 第6戦




Tsukuba Circuit(2,045m)

JAPAN KART CUP 決勝

2015 / 10 / 18 :

グリッド表



1	2 11 ウォースマンレーシング	1 119 Yamakou Racing
2	4 3 隼 with J.M.P.	3 556 Y's Speed 2号車
3	6 40 Cホーイズ	5 87 Kassy with J.M.P.
4	8 19 First Tecnica	7 73 那未 with J.M.P.
5	10 23 TR☆れ〜しんぐ!+ぶなん	9 481 Quattro casa
6	12 202 First Tecnica	11 7 ガレッジC
7	14 88 愉快的親子(笑)	13 18 Force★1
8	16 78 エツフェガ〜ラオールタイム	15 34 Farm-K
9	18 5 SEIA with J.M.P.	17 56 TR☆彡 Racing !+BUNAN
10	20 24 Farm-K	19 555 Y's Speed 1号車
11		21 48 Y'zRacingClub

JAPAN KART CUP with HDX 第6戦



Tsukuba Circuit(2,045m)

JAPAN KART CUP 決勝

決勝結果表

2015 / 10 / 18 :

Weather : 晴れ

Track : ドライ

Pos	No	Class	C.P.	Team	Engine	Lap	Total Time	Gap	Best Time	Lap	Ave. Km/h
1	56	ミッション	1	TR☆彡Racing !+BUNAN	YZ85	53	1:00'04.865		1'04.105	9 / 53	108.239
2	5	ミッション	2	SEIA with J.M.P.	YZ85	53	1:00'19.924	15.059	1'04.318	41 / 53	107.788
*1	3	ミッション125	1	エフエカ-ラオールタイム	YZ125	53	1:00'24.304	19.439	1'03.061	7 / 53	107.658
4	87	WR250	1	Kassy with J.M.P.	WR250	53	1:00'25.445	20.580	1'03.490	4 / 53	107.624
5	3	OPEN	1	隼 with J.M.P.	MAX	53	1:00'25.776	20.911	1'04.569	32 / 53	107.614
6	11	WR250	2	ウオーズマンレーシング	WR250	53	1:00'27.108	22.243	1'04.305	52 / 53	107.575
7	202	WR250	3	First Tecnica	WR250	53	1:00'27.272	22.407	1'04.031	30 / 53	107.570
8	19	ミッション125	2	First Tecnica	YZ125	51	1:00'05.707	2Laps	1'02.781	5 / 51	104.130
9	24	OPEN	2	Farm-K	ROK	51	1:00'27.585	2Laps	1'04.140	33 / 51	103.502
10	556	ミッション125	3	Y's Speed 2号車	YZ125	50	58'58.211	3Laps	1'03.176	12 / 50	104.036
11	23	ミッション	3	TR☆れ〜しんぐ!+ぶなん	YZ85	50	1:00'36.969	3Laps	1'07.007	6 / 50	101.211
12	481	ミッション	4	Quattro casa	YZ80	50	1:01'00.165	3Laps	1'09.007	21 / 50	100.569
13	73	KT100	1	那未 with J.M.P.	KT100	47	1:00'27.217	6Laps	1'11.883	45 / 47	95.394
14	18	OPEN	3	Force★1	ROK	46	1:00'32.626	7Laps	1'09.004	24 / 46	93.225
15	48	KT100	2	Y'zRacingClub	KT100	42	1:01'19.335	11Laps	1'18.550	37 / 42	84.038
*3	7	JK-WR250		ガレーンC	WE250	39	1:00'51.533	14Laps	1'05.556	16 / 39	78.629
16	555	MAX	1	Y's Speed 1号車	MAX	23	1:01'29.824	30Laps	1'18.107	3 / 23	45.890
17	119	ミッション	5	Yamakou Racing	YZ85	15	19'01.886	38Laps	1'09.496	4 / 15	96.708
*2	18	KT100	3	Cホーイス	KT100	45	1:00'50.779	8Laps	1'14.543	35 / 45	90.745
	88	OPEN		愉快的親子(笑)	MAX						
	34	OPEN		Farm-K	MAX						

Fastest Lap

OPEN	1'04.140 (33 / 51)	114.780 km/h	24	Farm-K
ミッション	1'04.105 (9 / 53)	114.843 km/h	56	TR☆彡Racing !+BUNAN
WR250	1'03.490 (4 / 53)	115.955 km/h	87	Kassy with J.M.P.
ミッション125	1'02.781 (5 / 51)	117.265 km/h	19	First Tecnica
KT100	1'11.883 (45 / 47)	102.416 km/h	73	那未 with J.M.P.
MAX	1'18.107 (3 / 23)	94.255 km/h	555	Y's Speed 1号車
JK-WR250	1'05.556 (16 / 39)	112.301 km/h	7	ガレーンC

Start Time :11:10'21 Finish Time :12:10'25.865

Entry :21 Start :19 Finish :19

*1 No.78は、イローラインカットにより、嚴重注意とした。

*2 No.40は、ピット回数義務違反。

*3 No.7は、ダブルチェッカーにより、嚴重注意とした。

No.7は、車両規定違反により、賞典外とした。

JAPAN KART CUP with HDX 第6戦



JAPAN KART CUP 決勝

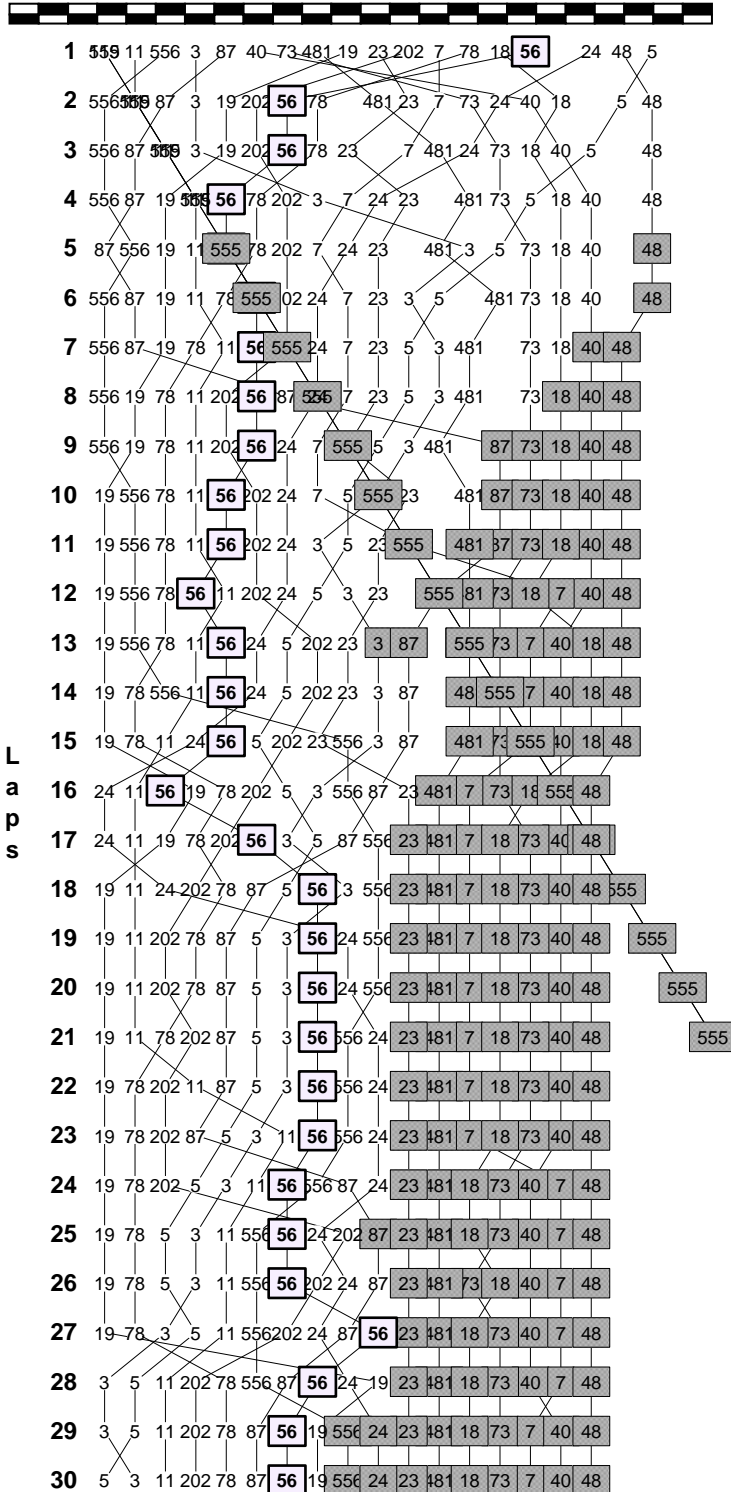
ラップチャート

2015 / 10 / 18 :

Weather : 晴れ

Track : ドライ

Pos	1	2	3	4	5	6	7	8	9	10	11	12	13	14	15	16	17	18	19	20	21	
Grid	11	9	5	6	3	8	7	4	0	7	3	19	4	8	1	2	3	7	2	0	2	1




JAPAN KART CUP with HDX 第6戦



JAPAN KART CUP 決勝 ラップチャート

2015 / 10 / 18 :

Weather : 晴れ
Track : ドライ



JAPAN KART CUP with HDX 第6戦



Tsukuba Circuit(2,045m)

JAPAN KART CUP 決勝

個別ラップ表

2015 / 10 / 18 :

Weather : 晴れ

Track : ドライ

No	3	Best Time	1'04.569	114.018 km/h
Name	隼 with J.M.P.	Total Time	1:00'25.776	53 Laps
Team		Average Lap Time	1'06.876	
Type		Today's Rank	2 / 5	
		Today's Top Time	1'04.140	114.780 km/h

Lap	Passing Time	Lap Time	Lap	Passing Time	Lap Time
		2'28.175			
1.	2'28.175	1'07.350	29.	33'43.578	1'05.709
2.	3'35.525	1'04.624	30.	34'49.287	1'05.742
3.	4'40.149	1'13.532	31.	35'55.029	B 1'04.569
4.	5'53.681 Pit	1'20.861	32.	36'59.598	1'05.090
5.	7'14.542	1'04.983	33.	38'04.688	1'05.283
6.	8'19.525	1'06.187	34.	39'09.971	1'05.653
7.	9'25.712	1'05.011	35.	40'15.624	1'04.900
8.	10'30.723	1'04.935	36.	41'20.524	1'05.274
9.	11'35.658	1'04.856	37.	42'25.798	1'05.156
10.	12'40.514	1'05.165	38.	43'30.954	1'05.185
11.	13'45.679	1'12.544	39.	44'36.139	1'04.989
12.	14'58.223 Pit	1'23.378	40.	45'41.128	1'05.063
13.	16'21.601	1'05.316	41.	46'46.191	1'04.963
14.	17'26.917	1'05.162	42.	47'51.154	1'05.418
15.	18'32.079	1'05.221	43.	48'56.572	1'05.149
16.	19'37.300	1'05.187	44.	50'01.721	1'05.337
17.	20'42.487	1'05.458	45.	51'07.058	1'05.122
18.	21'47.945	1'05.357	46.	52'12.180	1'14.370
19.	22'53.302	1'04.870	47.	53'26.550 Pit	1'35.396
20.	23'58.172	1'05.171	48.	55'01.946	1'04.611
21.	25'03.343	1'05.394	49.	56'06.557	1'04.681
22.	26'08.737	1'04.910	50.	57'11.238	1'05.217
23.	27'13.647	1'05.173	51.	58'16.455	1'04.699
24.	28'18.820	1'05.225	52.	59'21.154	1'04.622
25.	29'24.045	1'04.908	53.	1:00'25.776	
26.	30'28.953	1'04.846			
27.	31'33.799	1'05.019			
28.	32'38.818	1'04.760			

JAPAN KART CUP with HDX 第6戦



Tsukuba Circuit(2,045m)

JAPAN KART CUP 決勝

個別ラップ表

2015 / 10 / 18 :

Weather : 晴れ

Track : ドライ

No	18	Best Time	1'09.004	106.689 km/h
Name	Force★1	Total Time	1:00'32.626	46 Laps
Team		Average Lap Time	1'17.377	
Type		Today's Rank	3 / 5	
		Today's Top Time	1'04.140	114.780 km/h

Lap	Passing Time	Lap Time	Lap	Passing Time	Lap Time
		2'30.651			
1.	2'30.651		29.	37'33.529	
2.	3'46.861	1'16.210	30.	38'44.674	1'11.145
3.	5'01.040	1'14.179	31.	39'55.955	1'11.281
4.	6'14.093	1'13.053	32.	41'07.250	1'11.295
5.	7'27.510	1'13.417	33.	42'18.784	1'11.534
6.	8'41.037	1'13.527	34.	43'43.974	1'25.190
7.	9'54.453	1'13.416			2'14.109
8.	11'07.001	1'12.548	35.	45'58.083	1'09.758
9.	12'19.535	1'12.534	36.	47'07.841	1'10.451
10.	13'31.774	1'12.239	37.	48'18.292	1'10.364
11.	14'44.056	1'12.282	38.	49'28.656	1'09.560
12.	16'08.631	1'24.575	39.	50'38.216	1'11.511
	Pit	1'45.042	40.	51'49.727	1'09.383
13.	17'53.673	1'10.752	41.	52'59.110	1'09.922
14.	19'04.425	1'13.270	42.	54'09.032	1'09.511
15.	20'17.695	1'10.731	43.	55'18.543	1'10.296
16.	21'28.426	1'11.059	44.	56'28.839	1'32.840
17.	22'39.485	1'10.263	45.	58'01.679	2'30.947
18.	23'49.748	1'11.106	46.	1:00'32.626	
19.	25'00.854	1'09.305			
20.	26'10.159	1'10.319			
21.	27'20.478	1'09.614			
22.	28'30.092	1'10.079			
23.	29'40.171	B 1'09.004			
24.	30'49.175	1'23.784			
25.	32'12.959	1'49.402			
	Pit	1'10.305			
26.	34'02.361	1'10.274			
27.	35'12.666	1'10.589			
28.	36'22.940				

JAPAN KART CUP with HDX 第6戦



Tsukuba Circuit(2,045m)

JAPAN KART CUP 決勝

個別ラップ表

2015 / 10 / 18 :

Weather : 晴れ

Track : ドライ

No	24	Best Time	1'04.140	114.780 km/h
Name	Farm-K	Total Time	1:00'27.585	51 Laps
Team		Average Lap Time	1'09.519	
Type		Today's Rank	1 / 5	
		Today's Top Time	1'04.140	114.780 km/h

Lap	Passing Time	Lap Time	Lap	Passing Time	Lap Time
		2'31.627			
1.	2'31.627		29.	35'18.258	
2.	3'45.327	1'13.700	30.	36'23.605	1'05.347
3.	4'51.282	1'05.955	31.	37'28.468	1'04.863
4.	5'57.823	1'06.541	32.	38'32.815	1'04.347
5.	7'04.382	1'06.559	33.	39'36.955	B 1'04.140
6.	8'10.150	1'05.768	34.	40'41.483	1'04.528
7.	9'15.364	1'05.214	35.	41'45.849	1'04.366
8.	10'20.444	1'05.080	36.	42'50.266	1'04.417
9.	11'25.455	1'05.011	37.	43'55.638	1'05.372
10.	12'30.988	1'05.533	38.	45'00.553	1'04.915
11.	13'36.442	1'05.454	39.	46'04.953	1'04.400
12.	14'41.183	1'04.741	40.	47'09.352	1'04.399
13.	15'46.941	1'05.758	41.	48'16.454	1'07.102
14.	16'51.659	1'04.718	42.	49'20.716	1'04.262
15.	17'56.628	1'04.969	43.	50'25.943	1'05.227
16.	19'01.552	1'04.924	44.	51'30.617	1'04.674
17.	20'07.481	1'05.929	45.	52'43.533	1'12.916
18.	21'23.342	1'15.861	46.	54'50.025	2'06.492
19.	22'54.851	1'31.509	47.	55'57.497	1'07.472
20.	24'01.497	1'06.646	48.	57'05.199	1'07.702
21.	25'09.167	1'07.670	49.	58'12.549	1'07.350
22.	26'16.623	1'07.456	50.	59'19.689	1'07.140
23.	27'24.131	1'07.508	51.	1:00'27.585	1'07.896
24.	28'30.862	1'06.731			
25.	29'39.181	1'08.319			
26.	30'46.389	1'07.208			
27.	31'53.126	1'06.737			
28.	33'09.407	1'16.281			
		2'08.851			

JAPAN KART CUP with HDX 第6戦



Tsukuba Circuit(2,045m)

JAPAN KART CUP 決勝

個別ラップ表

2015 / 10 / 18 :

Weather : 晴れ

Track : ドライ

No	5	Best Time	1'04.318	114.463 km/h
Name	SEIA with J.M.P.	Total Time	1:00'19.924	53 Laps
Team		Average Lap Time	1'06.660	
Type		Today's Rank	2 / 5	
		Today's Top Time	1'04.105	114.843 km/h

Lap	Passing Time	Lap Time	Lap	Passing Time	Lap Time
		2'33.605			
1.	2'33.605 Pit	1'23.933	29.	33'43.998	1'05.094
2.	3'57.538	1'08.359	30.	34'49.092	1'05.073
3.	5'05.897	1'05.074	31.	35'54.165	1'05.143
4.	6'10.971	1'04.526	32.	36'59.308	1'05.188
5.	7'15.497	1'04.458	33.	38'04.496	1'05.238
6.	8'19.955	1'05.583	34.	39'09.734	1'05.678
7.	9'25.538	1'04.937	35.	40'15.412	1'12.617
8.	10'30.475	1'04.664	36.	41'28.029 Pit	1'22.237
9.	11'35.139	1'05.325	37.	42'50.266	1'05.372
10.	12'40.464	1'05.764	38.	43'55.638	1'05.005
11.	13'46.228	1'05.693	39.	45'00.643	1'05.212
12.	14'51.921	1'05.402	40.	46'05.855	B 1'04.318
13.	15'57.323	1'05.466	41.	47'10.173	1'10.142
14.	17'02.789	1'05.263	42.	48'20.315	1'05.843
15.	18'08.052	1'12.470	43.	49'26.158	1'05.311
16.	19'20.522 Pit	1'22.081	44.	50'31.469	1'05.418
17.	20'42.603	1'05.078	45.	51'36.887	1'05.256
18.	21'47.681	1'04.697	46.	52'42.143	1'05.301
19.	22'52.378	1'04.490	47.	53'47.444	1'05.349
20.	23'56.868	1'04.443	48.	54'52.793	1'04.942
21.	25'01.311	1'04.793	49.	55'57.735	1'05.418
22.	26'06.104	1'04.785	50.	57'03.153	1'06.020
23.	27'10.889	1'05.317	51.	58'09.173	1'05.303
24.	28'16.206	1'05.796	52.	59'14.476	1'05.448
25.	29'22.002	1'05.757	53.	1:00'19.924	
26.	30'27.759	1'06.517			
27.	31'34.276	1'05.396			
28.	32'39.672	1'04.326			

JAPAN KART CUP with HDX 第6戦



Tsukuba Circuit(2,045m)

JAPAN KART CUP 決勝

個別ラップ表

2015 / 10 / 18 :

Weather : 晴れ

Track : ドライ

No	23	Best Time	1'07.007	109.869 km/h
Name	TR☆れ~しんぐ!+ぶなん	Total Time	1:00'36.969	50 Laps
Team		Average Lap Time	1'11.168	
Type		Today's Rank	3 / 5	
		Today's Top Time	1'04.105	114.843 km/h

Lap	Passing Time	Lap Time	Lap	Passing Time	Lap Time
		2'29.713			
1.	2'29.713	1'11.087	29.	35'22.144	1'08.588
2.	3'40.800	1'09.602	30.	36'30.732	1'08.769
3.	4'50.402	1'08.327	31.	37'39.501	1'10.036
4.	5'58.729	1'07.065	32.	38'49.537	1'08.355
5.	7'05.794	B 1'07.007	33.	39'57.892	1'08.835
6.	8'12.801	1'07.360	34.	41'06.727	1'08.656
7.	9'20.161	1'07.316	35.	42'15.383	1'09.285
8.	10'27.477	1'07.662	36.	43'24.668	1'09.578
9.	11'35.139	1'07.990	37.	44'34.246	1'21.370
10.	12'43.129	1'08.842	38.	45'55.616	Pit 1'17.035
11.	13'51.971	1'08.321	39.	47'12.651	1'21.159
12.	15'00.292	1'08.046	40.	48'33.810	Pit 1'18.474
13.	16'08.338	1'07.934	41.	49'52.284	1'10.037
14.	17'16.272	1'12.724	42.	51'02.321	1'09.356
15.	18'28.996	Pit 1'28.995	43.	52'11.677	1'11.807
16.	19'57.991	Pit 1'24.438	44.	53'23.484	1'10.122
17.	21'22.429	1'07.871	45.	54'33.606	1'08.623
18.	22'30.300	1'08.059	46.	55'42.229	1'17.270
19.	23'38.359	1'07.854	47.	56'59.499	1'09.887
20.	24'46.213	1'07.735	48.	58'09.386	1'09.551
21.	25'53.948	1'07.480	49.	59'18.937	1'18.032
22.	27'01.428	1'07.707	50.	1:00'36.969	
23.	28'09.135	1'07.703			
24.	29'16.838	1'07.718			
25.	30'24.556	1'11.466			
26.	31'36.022	Pit 1'29.470			
27.	33'05.492	1'08.423			
28.	34'13.915	1'08.229			

JAPAN KART CUP with HDX 第6戦



Tsukuba Circuit(2,045m)

JAPAN KART CUP 決勝

個別ラップ表

2015 / 10 / 18 :

Weather : 晴れ

Track : ドライ

No	56	Best Time	1'04.105	114.843 km/h
Name	TR★多 Racing !+BUNAN	Total Time	1:00'04.865	53 Laps
Team		Average Lap Time	1'06.425	
Type		Today's Rank	1 / 5	
		Today's Top Time	1'04.105	114.843 km/h

Lap	Passing Time	Lap Time	Lap	Passing Time	Lap Time
		2'30.740			
1.	2'30.740		29.	34'11.102	
		1'08.328			1'04.573
2.	3'39.068		30.	35'15.675	
		1'04.196			1'04.482
3.	4'43.264		31.	36'20.157	
		1'04.554			1'04.498
4.	5'47.818		32.	37'24.655	
		1'04.739			1'04.467
5.	6'52.557		33.	38'29.122	
		1'04.462			1'04.383
6.	7'57.019		34.	39'33.505	
		1'04.534			1'04.339
7.	9'01.553		35.	40'37.844	
		1'04.429			1'04.287
8.	10'05.982		36.	41'42.131	
		B 1'04.105			1'04.660
9.	11'10.087		37.	42'46.791	
		1'05.195			1'04.967
10.	12'15.282		38.	43'51.758	
		1'05.066			1'04.467
11.	13'20.348		39.	44'56.225	
		1'05.199			1'04.254
12.	14'25.547		40.	46'00.479	
		1'05.523			1'05.039
13.	15'31.070		41.	47'05.518	
		1'13.799			1'05.103
14.	16'44.869	Pit	42.	48'10.621	
		1'19.130			1'04.746
15.	18'03.999		43.	49'15.367	
		1'04.811			1'05.407
16.	19'08.810		44.	50'20.774	
		1'12.989			1'05.017
17.	20'21.799	Pit	45.	51'25.791	
		1'26.027			1'05.250
18.	21'47.826		46.	52'31.041	
		1'06.252			1'05.072
19.	22'54.078		47.	53'36.113	
		1'05.796			1'04.885
20.	23'59.874		48.	54'40.998	
		1'05.932			1'04.871
21.	25'05.806		49.	55'45.869	
		1'06.361			1'04.485
22.	26'12.167		50.	56'50.354	
		1'06.223			1'04.796
23.	27'18.390		51.	57'55.150	
		1'06.293			1'04.602
24.	28'24.683		52.	58'59.752	
		1'06.370			1'05.113
25.	29'31.053		53.	1:00'04.865	
		1'10.538			
26.	30'41.591	Pit			
		1'20.230			
27.	32'01.821				
		1'04.443			
28.	33'06.264				
		1'04.838			

JAPAN KART CUP with HDX 第6戦



Tsukuba Circuit(2,045m)

JAPAN KART CUP 決勝

個別ラップ表

2015 / 10 / 18 :

Weather : 晴れ

Track : ドライ

No	119	Best Time	1'09.496	105.934 km/h
Name	Yamakou Racing	Total Time	19'01.886	15 Laps
Team		Average Lap Time	1'11.022	
Type		Today's Rank	5 / 5	
		Today's Top Time	1'04.105	114.843 km/h

Lap	Passing Time	Lap Time
		2'27.571
1.	2'27.571	1'12.474
2.	3'40.045	1'10.518
3.	4'50.563	B 1'09.496
4.	6'00.059	1'10.173
5.	7'10.232	1'10.566
6.	8'20.798	1'09.693
7.	9'30.491	1'09.768
8.	10'40.259	1'10.511
9.	11'50.770	1'09.729
10.	13'00.499	1'10.388
11.	14'10.887	1'10.830
12.	15'21.717	1'09.994
13.	16'31.711	1'09.858
14.	17'41.569	1'20.317
15.	19'01.886 Pit	

JAPAN KART CUP with HDX 第6戦



Tsukuba Circuit(2,045m)

JAPAN KART CUP 決勝

個別ラップ表

2015 / 10 / 18 :

Weather : 晴れ

Track : ドライ

No	481	Best Time	1'09.007	106.685 km/h
Name	Quattro casa	Total Time	1:01'00.165	50 Laps
Team		Average Lap Time	1'11.652	
Type		Today's Rank	4 / 5	
		Today's Top Time	1'04.105	114.843 km/h

Lap	Passing Time	Lap Time	Lap	Passing Time	Lap Time
		2'29.208			
1.	2'29.208		29.	35'58.002	
		1'11.455			1'10.489
2.	3'40.663		30.	37'08.491	
		1'10.408			1'10.368
3.	4'51.071		31.	38'18.859	
		1'10.863			1'10.444
4.	6'01.934		32.	39'29.303	
		1'10.053			1'09.393
5.	7'11.987		33.	40'38.696	
		1'09.367			1'09.323
6.	8'21.354		34.	41'48.019	
		1'09.022			1'09.688
7.	9'30.376		35.	42'57.707	
		1'09.449			1'10.050
8.	10'39.825		36.	44'07.757	
		1'10.892			1'16.935
9.	11'50.717		37.	45'24.692	Pit
		1'10.029			1'32.488
10.	13'00.746		38.	46'57.180	
		1'16.348			1'10.728
11.	14'17.094	Pit	39.	48'07.908	
		1'26.200			1'10.612
12.	15'43.294		40.	49'18.520	
		1'10.026			1'10.269
13.	16'53.320		41.	50'28.789	
		1'09.408			1'12.544
14.	18'02.728		42.	51'41.333	
		1'09.263			1'10.219
15.	19'11.991		43.	52'51.552	
		1'11.517			1'09.791
16.	20'23.508		44.	54'01.343	
		1'09.347			1'09.186
17.	21'32.855		45.	55'10.529	
		1'10.148			1'09.517
18.	22'43.003		46.	56'20.046	
		1'09.879			1'09.984
19.	23'52.882		47.	57'30.030	
		1'09.176			1'09.671
20.	25'02.058		48.	58'39.701	
		B 1'09.007			1'10.421
21.	26'11.065		49.	59'50.122	
		1'09.216			1'10.043
22.	27'20.281		50.	1:01'00.165	
		1'14.251			
23.	28'34.532	Pit			
		1'29.855			
24.	30'04.387				
		1'10.059			
25.	31'14.446				
		1'10.428			
26.	32'24.874				
		1'11.104			
27.	33'35.978				
		1'10.959			
28.	34'46.937				
		1'11.065			

JAPAN KART CUP with HDX 第6戦



Tsukuba Circuit(2,045m)

JAPAN KART CUP 決勝

個別ラップ表

2015 / 10 / 18 :

Weather : 晴れ

Track : ドライ

No	11	Best Time	1'04.305	114.486 km/h
Name	ウォースマンレーシング	Total Time	1:00'27.108	53 Laps
Team		Average Lap Time	1'06.913	
Type		Today's Rank	3 / 3	
		Today's Top Time	1'03.490	115.955 km/h

Lap	Passing Time	Lap Time	Lap	Passing Time	Lap Time
		2'27.618			
1.	2'27.618		29.	33'53.909	
		1'07.342			1'05.848
2.	3'34.960		30.	34'59.757	
		1'05.071			1'06.183
3.	4'40.031		31.	36'05.940	
		1'05.238			1'05.850
4.	5'45.269		32.	37'11.790	
		1'05.033			1'06.019
5.	6'50.302		33.	38'17.809	
		1'04.946			1'12.660
6.	7'55.248		34.	39'30.469 Pit	
		1'05.073			1'28.141
7.	9'00.321		35.	40'58.610	
		1'04.759			1'05.077
8.	10'05.080		36.	42'03.687	
		1'04.849			1'05.403
9.	11'09.929		37.	43'09.090	
		1'05.353			1'04.750
10.	12'15.282		38.	44'13.840	
		1'05.066			1'04.584
11.	13'20.348		39.	45'18.424	
		1'05.199			1'04.818
12.	14'25.547		40.	46'23.242	
		1'05.323			1'05.005
13.	15'30.870		41.	47'28.247	
		1'04.957			1'05.169
14.	16'35.827		42.	48'33.416	
		1'11.946			1'05.298
15.	17'47.773 Pit		43.	49'38.714	
		1'20.234			1'04.534
16.	19'08.007		44.	50'43.248	
		1'05.960			1'05.152
17.	20'13.967		45.	51'48.400	
		1'05.255			1'04.578
18.	21'19.222		46.	52'52.978	
		1'05.011			1'05.463
19.	22'24.233		47.	53'58.441	
		1'04.836			1'05.456
20.	23'29.069		48.	55'03.897	
		1'05.258			1'04.462
21.	24'34.327		49.	56'08.359	
		1'12.327			1'04.697
22.	25'46.654 Pit		50.	57'13.056	
		1'31.529			1'04.632
23.	27'18.183		51.	58'17.688	
		1'06.315			B 1'04.305
24.	28'24.498		52.	59'21.993	
		1'05.971			1'05.115
25.	29'30.469		53.	1:00'27.108	
		1'05.917			
26.	30'36.386				
		1'05.732			
27.	31'42.118				
		1'05.902			
28.	32'48.020				
		1'05.889			

JAPAN KART CUP with HDX 第6戦



Tsukuba Circuit(2,045m)

JAPAN KART CUP 決勝

個別ラップ表

2015 / 10 / 18 :

Weather : 晴れ

Track : ドライ

No	87	Best Time	1'03.490	115.955 km/h
Name	Kassy with J.M.P.	Total Time	1:00'25.445	53 Laps
Team		Average Lap Time	1'06.868	
Type		Today's Rank	1 / 3	
		Today's Top Time	1'03.490	115.955 km/h

Lap	Passing Time	Lap Time	Lap	Passing Time	Lap Time
		2'28.285			
1.	2'28.285	1'06.753	29.	34'08.675	1'03.991
2.	3'35.038	1'04.893	30.	35'12.666	1'04.300
3.	4'39.931	B 1'03.490	31.	36'16.966	1'04.305
4.	5'43.421	1'03.717	32.	37'21.271	1'03.838
5.	6'47.138	1'04.196	33.	38'25.109	1'04.099
6.	7'51.334	1'03.705	34.	39'29.208	1'04.376
7.	8'55.039	1'17.408	35.	40'33.584	1'04.187
8.	10'12.447	1'59.718	36.	41'37.771	1'14.145
9.	12'12.165	1'04.005	37.	42'51.916	1'24.269
10.	13'16.170	1'04.193	38.	44'16.185	1'04.157
11.	14'20.363	1'03.999	39.	45'20.342	1'04.371
12.	15'24.362	1'03.961	40.	46'24.713	1'03.992
13.	16'28.323	1'03.791	41.	47'28.705	1'04.388
14.	17'32.114	1'03.930	42.	48'33.093	1'04.163
15.	18'36.044	1'03.649	43.	49'37.256	1'04.166
16.	19'39.693	1'03.825	44.	50'41.422	1'04.537
17.	20'43.518	1'03.978	45.	51'45.959	1'05.463
18.	21'47.496	1'04.544	46.	52'51.422	1'04.860
19.	22'52.040	1'04.102	47.	53'56.282	1'04.988
20.	23'56.142	1'04.712	48.	55'01.270	1'04.839
21.	25'00.854	1'05.169	49.	56'06.109	1'04.636
22.	26'06.023	1'04.647	50.	57'10.745	1'05.062
23.	27'10.670	1'15.959	51.	58'15.807	1'04.616
24.	28'26.629	1'25.879	52.	59'20.423	1'05.022
25.	29'52.508	1'03.977	53.	1:00'25.445	
26.	30'56.485	1'04.081			
27.	32'00.566	1'03.928			
28.	33'04.494	1'04.181			

JAPAN KART CUP with HDX 第6戦



Tsukuba Circuit(2,045m)

JAPAN KART CUP 決勝

個別ラップ表

2015 / 10 / 18 :

Weather : 晴れ

Track : ドライ

No	202	Best Time	1'04.031	114.976 km/h
Name	First Tecnica	Total Time	1:00'27.272	53 Laps
Team		Average Lap Time	1'06.871	
Type		Today's Rank	2 / 3	
		Today's Top Time	1'03.490	115.955 km/h

Lap	Passing Time	Lap Time	Lap	Passing Time	Lap Time
		2'29.952			
1.	2'29.952	1'08.827	29.	33'59.251	B 1'04.031
2.	3'38.779	1'04.379	30.	35'03.282	1'04.562
3.	4'43.158	1'05.007	31.	36'07.844	1'04.644
4.	5'48.165	1'05.078	32.	37'12.488	1'05.053
5.	6'53.243	1'04.297	33.	38'17.541	1'04.985
6.	7'57.540	1'04.174	34.	39'22.526	1'04.714
7.	9'01.714	1'04.212	35.	40'27.240	1'13.620
8.	10'05.926	1'04.161	36.	41'40.860	Pit 1'27.529
9.	11'10.087	1'05.936	37.	43'08.389	1'04.851
10.	12'16.023	1'04.412	38.	44'13.240	1'04.791
11.	13'20.435	1'14.338	39.	45'18.031	1'05.211
12.	14'34.773	Pit 1'26.719	40.	46'23.242	1'05.005
13.	16'01.492	1'04.742	41.	47'28.247	1'04.926
14.	17'06.234	1'04.744	42.	48'33.173	1'05.636
15.	18'10.978	1'04.741	43.	49'38.809	1'05.413
16.	19'15.719	1'04.307	44.	50'44.222	1'05.000
17.	20'20.026	1'04.788	45.	51'49.222	1'04.645
18.	21'24.814	1'04.633	46.	52'53.867	1'05.220
19.	22'29.447	1'04.787	47.	53'59.087	1'05.050
20.	23'34.234	1'05.040	48.	55'04.137	1'04.329
21.	24'39.274	1'04.954	49.	56'08.466	1'04.651
22.	25'44.228	1'04.535	50.	57'13.117	1'04.571
23.	26'48.763	1'14.330	51.	58'17.688	1'04.472
24.	28'03.093	Pit 1'37.270	52.	59'22.160	1'05.112
25.	29'40.363	1'04.829	53.	1:00'27.272	
26.	30'45.192	1'04.653			
27.	31'49.845	1'04.825			
28.	32'54.670	1'04.581			

JAPAN KART CUP with HDX 第6戦



Tsukuba Circuit(2,045m)

JAPAN KART CUP 決勝

個別ラップ表

2015 / 10 / 18 :

Weather : 晴れ

Track : ドライ

No	19	Best Time	1'02.781	117.265 km/h
Name	First Tecnica	Total Time	1:00'05.707	51 Laps
Team		Average Lap Time	1'09.130	
Type		Today's Rank	1 / 3	
		Today's Top Time	1'02.781	117.265 km/h

Lap	Passing Time	Lap Time	Lap	Passing Time	Lap Time
		2'29.208			
1.	2'29.208		29.	34'41.534	
		1'06.406			1'03.792
2.	3'35.614		30.	35'45.326	
		1'05.100			1'03.124
3.	4'40.714		31.	36'48.450	
		1'04.019			1'04.604
4.	5'44.733		32.	37'53.054	
		B 1'02.781			1'04.061
5.	6'47.514		33.	38'57.115	
		1'03.820			1'03.873
6.	7'51.334		34.	40'00.988	
		1'03.877			1'18.995
7.	8'55.211		35.	41'19.983	Pit
		1'03.930			1'27.313
8.	9'59.141		36.	42'47.296	
		1'04.027			1'04.306
9.	11'03.168		37.	43'51.602	
		1'03.151			1'03.899
10.	12'06.319		38.	44'55.501	
		1'03.210			1'04.405
11.	13'09.529		39.	45'59.906	
		1'03.123			1'05.103
12.	14'12.652		40.	47'05.009	
		1'03.495			1'05.551
13.	15'16.147		41.	48'10.560	
		1'03.230			1'05.248
14.	16'19.377		42.	49'15.808	
		1'22.219			1'04.906
15.	17'41.596	Pit	43.	50'20.714	
		1'28.597			1'04.965
16.	19'10.193		44.	51'25.679	
		1'04.322			1'05.484
17.	20'14.515		45.	52'31.163	
		1'03.904			1'05.650
18.	21'18.419		46.	53'36.813	
		1'03.276			1'05.849
19.	22'21.695		47.	54'42.662	
		1'03.028			1'14.090
20.	23'24.723		48.	55'56.752	
		1'03.054			1'24.084
21.	24'27.777		49.	57'20.836	Pit
		1'03.015			1'30.424
22.	25'30.792		50.	58'51.260	
		1'03.887			1'14.447
23.	26'34.679		51.	1:00'05.707	
		1'03.082			
24.	27'37.761				
		1'03.903			
25.	28'41.664				
		1'03.016			
26.	29'44.680				
		1'19.786			
27.	31'04.466	Pit			
		2'33.632			
28.	33'38.098				
		1'03.436			

JAPAN KART CUP with HDX 第6戦



Tsukuba Circuit(2,045m)

JAPAN KART CUP 決勝

個別ラップ表

2015 / 10 / 18 :

Weather : 晴れ

Track : ドライ

No	78	Best Time	1'03.061	116.744 km/h
Name	エッフェガーラオールタイム	Total Time	1:00'24.304	53 Laps
Team		Average Lap Time	1'06.813	
Type		Today's Rank	2 / 3	
		Today's Top Time	1'02.781	117.265 km/h

Lap	Passing Time	Lap Time	Lap	Passing Time	Lap Time
		2'30.027			
1.	2'30.027		29.	34'00.100	
		1'09.179			1'04.801
2.	3'39.206		30.	35'04.901	
		1'04.284			1'04.909
3.	4'43.490		31.	36'09.810	
		1'04.496			1'04.748
4.	5'47.986		32.	37'14.558	
		1'04.895			1'04.525
5.	6'52.881		33.	38'19.083	
		1'03.842			1'04.532
6.	7'56.723		34.	39'23.615	
		B 1'03.061			1'05.103
7.	8'59.784		35.	40'28.718	
		1'03.386			1'05.122
8.	10'03.170		36.	41'33.840	
		1'03.905			1'05.521
9.	11'07.075		37.	42'39.361	
		1'05.187			1'05.329
10.	12'12.262		38.	43'44.690	
		1'04.257			1'14.085
11.	13'16.519		39.	44'58.775	Pit
		1'04.286			1'26.264
12.	14'20.805		40.	46'25.039	
		1'03.730			1'04.599
13.	15'24.535		41.	47'29.638	
		1'05.013			1'04.537
14.	16'29.548		42.	48'34.175	
		1'16.925			1'04.990
15.	17'46.473	Pit	43.	49'39.165	
		1'28.626			1'05.435
16.	19'15.099		44.	50'44.600	
		1'04.661			1'04.251
17.	20'19.760		45.	51'48.851	
		1'06.487			1'04.534
18.	21'26.247		46.	52'53.385	
		1'04.299			1'05.056
19.	22'30.546		47.	53'58.441	
		1'03.767			1'04.550
20.	23'34.313		48.	55'02.991	
		1'03.968			1'03.858
21.	24'38.281		49.	56'06.849	
		1'04.033			1'04.108
22.	25'42.314		50.	57'10.957	
		1'04.351			1'04.671
23.	26'46.665		51.	58'15.628	
		1'04.050			1'04.662
24.	27'50.715		52.	59'20.290	
		1'04.027			1'04.014
25.	28'54.742		53.	1:00'24.304	
		1'04.084			
26.	29'58.826				
		1'09.934			
27.	31'08.760	Pit			
		1'46.209			
28.	32'54.969				
		1'05.131			

JAPAN KART CUP with HDX 第6戦



Tsukuba Circuit(2,045m)

JAPAN KART CUP 決勝

個別ラップ表

2015 / 10 / 18 :

Weather : 晴れ

Track : ドライ

No	556	Best Time	1'03.176	116.532 km/h
Name	Y's Speed 2号車	Total Time	58'58.211	50 Laps
Team		Average Lap Time	1'09.194	
Type		Today's Rank	3 / 3	
		Today's Top Time	1'02.781	117.265 km/h

Lap	Passing Time	Lap Time	Lap	Passing Time	Lap Time
		2'27.695			
1.	2'27.695		29.	35'11.300	
		1'07.008			1'05.666
2.	3'34.703		30.	36'16.966	
		1'04.516			1'04.732
3.	4'39.219		31.	37'21.698	
		1'04.024			1'05.365
4.	5'43.243		32.	38'27.063	
		1'03.968			1'04.748
5.	6'47.211		33.	39'31.811	
		1'03.864			1'04.967
6.	7'51.075		34.	40'36.778	
		1'03.721			1'04.772
7.	8'54.796		35.	41'41.550	
		1'03.875			1'05.241
8.	9'58.671		36.	42'46.791	
		1'03.933			1'05.086
9.	11'02.604		37.	43'51.877	
		1'04.040			1'12.717
10.	12'06.644		38.	45'04.594	Pit
		1'03.403			1'39.434
11.	13'10.047		39.	46'44.028	
		B 1'03.176			1'06.761
12.	14'13.223		40.	47'50.789	
		1'03.697			1'06.761
13.	15'16.920		41.	48'57.550	
		1'13.133			1'05.305
14.	16'30.053	Pit	42.	50'02.855	
		2'01.718			1'05.841
15.	18'31.771		43.	51'08.696	
		1'07.479			1'05.916
16.	19'39.250		44.	52'14.612	
		1'05.849			1'06.275
17.	20'45.099		45.	53'20.887	
		1'04.819			1'07.033
18.	21'49.918		46.	54'27.920	
		1'05.924			1'07.504
19.	22'55.842		47.	55'35.424	
		1'06.008			1'07.463
20.	24'01.850		48.	56'42.887	
		1'06.725			1'07.799
21.	25'08.575		49.	57'50.686	
		1'05.974			1'07.525
22.	26'14.549		50.	58'58.211	
		1'05.206			
23.	27'19.755				
		1'05.414			
24.	28'25.169				
		1'05.807			
25.	29'30.976				
		1'06.478			
26.	30'37.454				
		1'04.850			
27.	31'42.304				
		1'13.530			
28.	32'55.834	Pit			
		2'15.466			

JAPAN KART CUP with HDX 第6戦



Tsukuba Circuit(2,045m)

JAPAN KART CUP 決勝

個別ラップ表

2015 / 10 / 18 :

Weather : 晴れ

Track : ドライ

No	40	Best Time	1'14.543	98.762 km/h
Name	本田 一矢	Total Time	1:00'50.779	45 Laps
Team		Average Lap Time	1'19.593	
Type		Today's Rank	2 / 3	
		Today's Top Time	1'11.883	102.416 km/h

Lap	Passing Time	Lap Time	Lap	Passing Time	Lap Time
		2'28.674			
1.	2'28.674	1'17.230	29.	38'32.629	1'14.983
2.	3'45.904	1'16.449	30.	39'47.612	1'14.810
3.	5'02.353	1'16.841	31.	41'02.422	1'15.362
4.	6'19.194	1'16.384	32.	42'17.784	1'15.889
5.	7'35.578	1'16.601	33.	43'33.673	1'14.914
6.	8'52.179	1'15.791	34.	44'48.587	B 1'14.543
7.	10'07.970	1'16.267	35.	46'03.130	1'15.660
8.	11'24.237	1'16.061	36.	47'18.790	1'31.082
9.	12'40.298	1'15.402	37.	48'49.872	Pit 3'02.459
10.	13'55.700	1'16.378	38.	51'52.331	1'17.176
11.	15'12.078	1'15.785	39.	53'09.507	1'16.898
12.	16'27.863	1'15.695	40.	54'26.405	1'16.719
13.	17'43.558	1'15.882	41.	55'43.124	1'16.866
14.	18'59.440	1'16.019	42.	56'59.990	1'17.001
15.	20'15.459	1'23.567	43.	58'16.991	1'16.665
16.	21'39.026	1'49.040	44.	59'33.656	1'17.123
17.	23'28.066	1'15.555	45.	1:00'50.779	
18.	24'43.621	1'15.433			
19.	25'59.054	1'14.919			
20.	27'13.973	1'14.811			
21.	28'28.784	1'15.354			
22.	29'44.138	1'14.969			
23.	30'59.107	1'15.713			
24.	32'14.820	1'15.200			
25.	33'30.020	1'15.392			
26.	34'45.412	1'16.708			
27.	36'02.120	1'15.562			
28.	37'17.682	1'14.947			

JAPAN KART CUP with HDX 第6戦



Tsukuba Circuit(2,045m)

JAPAN KART CUP 決勝

個別ラップ表

2015 / 10 / 18 :

Weather : 晴れ

Track : ドライ

No	48	Best Time	1'18.550	93.724 km/h
Name	Y'zRacingClub	Total Time	1:01'19.335	42 Laps
Team		Average Lap Time	1'26.017	
Type		Today's Rank	3 / 3	
		Today's Top Time	1'11.883	102.416 km/h

Lap	Passing Time	Lap Time	Lap	Passing Time	Lap Time
		2'32.607			
1.	2'32.607		29.	43'55.817	
		1'25.874			1'20.041
2.	3'58.481		30.	45'15.858	
		1'23.767			1'20.821
3.	5'22.248		31.	46'36.679	
		1'23.677			1'20.159
4.	6'45.925		32.	47'56.838	
		1'25.899			1'19.384
5.	8'11.824		33.	49'16.222	
		1'26.189			1'19.574
6.	9'38.013		34.	50'35.796	
		1'23.811			1'20.586
7.	11'01.824		35.	51'56.382	
		1'25.491			1'19.353
8.	12'27.315		36.	53'15.735	
		1'23.349			B 1'18.550
9.	13'50.664		37.	54'34.285	
		1'36.752			1'19.385
10.	15'27.416	Pit	38.	55'53.670	
		2'08.838			1'19.831
11.	17'36.254		39.	57'13.501	
		1'22.963			1'22.288
12.	18'59.217		40.	58'35.789	
		1'24.684			1'22.764
13.	20'23.901		41.	59'58.553	
		1'22.859			1'20.782
14.	21'46.760		42.	1:01'19.335	
		1'23.586			
15.	23'10.346				
		1'22.476			
16.	24'32.822				
		1'23.415			
17.	25'56.237				
		1'29.111			
18.	27'25.348	Pit			
		2'05.980			
19.	29'31.328				
		1'22.733			
20.	30'54.061				
		1'23.647			
21.	32'17.708				
		1'23.618			
22.	33'41.326				
		1'21.666			
23.	35'02.992				
		1'22.188			
24.	36'25.180				
		1'22.096			
25.	37'47.276				
		1'23.285			
26.	39'10.561				
		1'26.166			
27.	40'36.727	Pit			
		1'59.472			
28.	42'36.199				
		1'19.618			

JAPAN KART CUP with HDX 第6戦



Tsukuba Circuit(2,045m)

JAPAN KART CUP 決勝

個別ラップ表

2015 / 10 / 18 :

Weather : 晴れ

Track : ドライ

No	73	Best Time	1'11.883	102.416 km/h
Name	那未 with J.M.P.	Total Time	1:00'27.217	47 Laps
Team		Average Lap Time	1'15.610	
Type		Today's Rank	1 / 3	
		Today's Top Time	1'11.883	102.416 km/h

Lap	Passing Time	Lap Time	Lap	Passing Time	Lap Time
		2'29.122			
1.	2'29.122	1'15.363	29.	37'52.905	1'13.889
2.	3'44.485	1'11.971	30.	39'06.794	1'12.733
3.	4'56.456	1'12.640	31.	40'19.527	1'12.134
4.	6'09.096	1'13.123	32.	41'31.661	1'12.781
5.	7'22.219	1'12.871	33.	42'44.442	1'13.542
6.	8'35.090	1'12.966	34.	43'57.984	1'12.360
7.	9'48.056	1'13.560	35.	45'10.344	1'12.214
8.	11'01.616	1'12.653	36.	46'22.558	1'23.013
9.	12'14.269	1'12.951	37.	47'45.571	1'47.056
10.	13'27.220	1'12.328	38.	49'32.627	1'12.517
11.	14'39.548	1'13.622	39.	50'45.144	1'13.374
12.	15'53.170	1'13.064	40.	51'58.518	1'12.014
13.	17'06.234	1'13.278	41.	53'10.532	1'14.259
14.	18'19.512	1'13.282	42.	54'24.791	1'12.483
15.	19'32.794	1'21.332	43.	55'37.274	1'11.993
16.	20'54.126	1'48.703	44.	56'49.267	B 1'11.883
17.	22'42.829	1'13.313	45.	58'01.150	1'12.111
18.	23'56.142	1'13.235	46.	59'13.261	1'13.956
19.	25'09.377	1'12.026	47.	1:00'27.217	
20.	26'21.403	1'12.399			
21.	27'33.802	1'12.046			
22.	28'45.848	1'12.262			
23.	29'58.110	1'12.904			
24.	31'11.014	1'12.203			
25.	32'23.217	1'21.898			
26.	33'45.115	1'43.690			
27.	35'28.805	1'12.052			
28.	36'40.857	1'12.048			

JAPAN KART CUP with HDX 第6戦



Tsukuba Circuit(2,045m)

JAPAN KART CUP 決勝

個別ラップ表

2015 / 10 / 18 :

Weather : 晴れ

Track : ドライ

No	555	Best Time	1'18.107	94.255 km/h
Name	Y's Speed 1号車	Total Time	1:01'29.824	23 Laps
Team		Average Lap Time	2'40.850	
Type		Today's Rank	1 / 1	
		Today's Top Time	1'18.107	94.255 km/h

Lap	Passing Time	Lap Time
		2'31.105
1.	2'31.105	1'22.387
2.	3'53.492	B 1'18.107
3.	5'11.599	1'20.966
4.	6'32.565	1'23.597
5.	7'56.162	1'29.292
6.	9'25.454 Pit	3'48.230
7.	13'13.684	1'22.161
8.	14'35.845	1'22.605
9.	15'58.450	1'22.986
10.	17'21.436	1'30.397
11.	18'51.833 Pit	4'54.079
12.	23'45.912	1'22.838
13.	25'08.750	1'29.581
14.	26'38.331 Pit	22'31.617
15.	49'09.948	1'23.848
16.	50'33.796	1'38.759
17.	52'12.555 Pit	2'08.942
18.	54'21.497	1'26.237
19.	55'47.734	1'24.101
20.	57'11.835	1'24.118
21.	58'35.953	1'24.937
22.	1:00'00.890	1'28.934
23.	1:01'29.824	

JAPAN KART CUP with HDX 第6戦



Tsukuba Circuit(2,045m)

JAPAN KART CUP 決勝

個別ラップ表

2015 / 10 / 18 :

Weather : 晴れ

Track : ドライ

No	7	Best Time	1'05.556	112.301 km/h
Name	ガレーヅC	Total Time	1:00'51.533	39 Laps
Team		Average Lap Time	1'32.144	
Type		Today's Rank	1 / 1	
		Today's Top Time	1'05.556	112.301 km/h

Lap	Passing Time	Lap Time	Lap	Passing Time	Lap Time
		2'30.027			
1.	2'30.027		29.	38'25.960	
		1'11.459			1'06.595
2.	3'41.486		30.	39'32.555	
		1'09.077			1'32.309
3.	4'50.563		31.	41'04.864	Pit
		1'07.004			11'42.791
4.	5'57.567		32.	52'47.655	
		1'06.759			1'08.956
5.	7'04.326		33.	53'56.611	
		1'07.114			1'09.302
6.	8'11.440		34.	55'05.913	
		1'06.866			1'09.225
7.	9'18.306		35.	56'15.138	
		1'05.737			1'09.260
8.	10'24.043		36.	57'24.398	
		1'06.041			1'08.902
9.	11'30.084		37.	58'33.300	
		1'05.961			1'09.056
10.	12'36.045		38.	59'42.356	
		1'17.580			1'09.177
11.	13'53.625	Pit	39.	1:00'51.533	
		2'26.725			
12.	16'20.350				
		1'06.928			
13.	17'27.278				
		1'05.750			
14.	18'33.028				
		1'07.862			
15.	19'40.890				
		B 1'05.556			
16.	20'46.446				
		1'06.544			
17.	21'52.990				
		1'07.293			
18.	23'00.283				
		1'06.655			
19.	24'06.938				
		1'07.765			
20.	25'14.703				
		1'06.872			
21.	26'21.575				
		1'07.034			
22.	27'28.609				
		1'24.222			
23.	28'52.831	Pit			
		3'57.704			
24.	32'50.535				
		1'06.371			
25.	33'56.906				
		1'06.783			
26.	35'03.689				
		1'08.353			
27.	36'12.042				
		1'06.998			
28.	37'19.040				
		1'06.920			